

Varied Fluency

Step 7: Fractions of an Amount 1

National Curriculum Objectives:

Mathematics Year 3: (3F1b) [Recognise, find and write fractions of a discrete set of objects: unit fractions and non-unit fractions with small denominators](#)

Differentiation:

Developing Questions to support using known division facts to find the unit fraction of an amount. Amounts are multiples of 2, 5, and 10 with answers up to 5 times the denominator. Pictorial support and no exchanging.

Expected Questions to support using known division facts to find the unit fraction of an amount. Using multiples of 2, 3, 4, 5, 8 and 10 with answers up to 12 times the denominator. Pictorial support and some exchanging.

Greater Depth Questions to support using known division facts to find the unit fraction of an amount. Using multiples of 2, 3, 4, 5, 8 and 10 with answers beyond 12 times the denominator (using known times tables facts). Some pictorial support and some exchanging.


More [Year 3 Fractions](#) resources.

Did you like this resource? Don't forget to [review](#) it on our website.

Fractions of an Amount 1

Fractions of an Amount 1

1a. This is $\frac{1}{3}$ of a bag of melons.




How many melons are in the whole bag?



VF

1b. This is $\frac{1}{5}$ of a bag of lemons.



How many lemons are in the whole bag?



VF

2a. Find $\frac{1}{5}$ of 10 by circling equal groups.



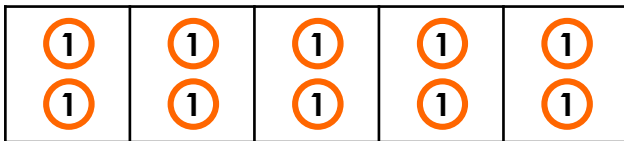
VF

2b. Find $\frac{1}{3}$ of 6 by circling equal groups.



VF

3a. Fill in the gaps to show the calculation this bar model represents.

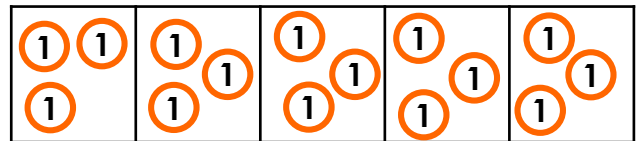


$$\frac{1}{\square} \text{ of } 10 = \square$$



VF

3b. Fill in the gaps to show the calculation this bar model represents.

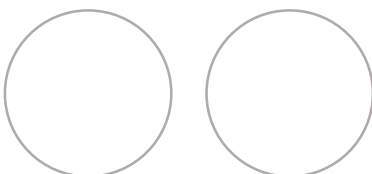


$$\frac{1}{\square} \text{ of } 15 = \square$$



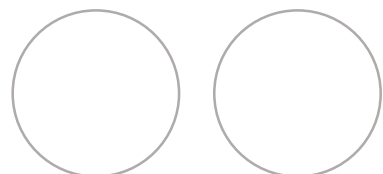
VF

4a. Find $\frac{1}{2}$ of 10 using place value counters.



VF

4b. Find $\frac{1}{2}$ of 8 using place value counters.



VF

Fractions of an Amount 1

Fractions of an Amount 1

5a. This is $\frac{1}{4}$ of a bag of apples.




How many apples are in the whole bag?



VF

5b. This is $\frac{1}{5}$ of a box of berries.



How many berries are in the whole box?



VF

6a. Find $\frac{1}{3}$ of 12 by circling equal groups.



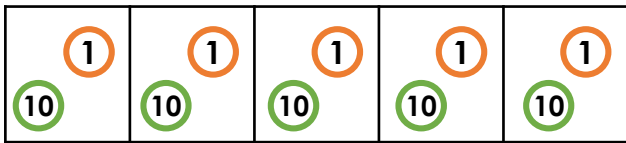
VF

6b. Find $\frac{1}{8}$ of 24 by circling equal groups.



VF

7a. Fill in the gaps to show the calculation this bar model represents.

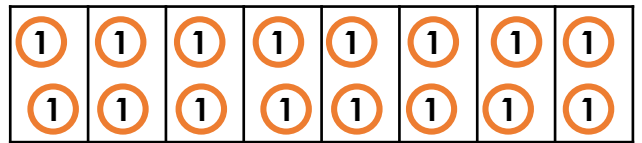


$$\frac{1}{\square} \text{ of } 55 = \square$$



VF

7b. Fill in the gaps to show the calculation this bar model represents.




$$\frac{1}{\square} \text{ of } 16 = \square$$




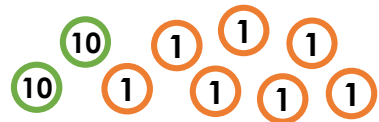
VF

8a. Find $\frac{1}{5}$ of 60 using place value counters.



VF

8b. Find $\frac{1}{3}$ of 27 using place value counters.



VF

Fractions of an Amount 1

9a. This is $\frac{1}{8}$ of the berries in a box.




How many berries are in the whole box?



VF

Fractions of an Amount 1

9b. This is $\frac{1}{6}$ of the plums in a bag.



How many plums are in the whole bag?



VF

10a. Solve the problem below.

Find $\frac{1}{4}$ of 48 by partitioning the tens and ones.



VF

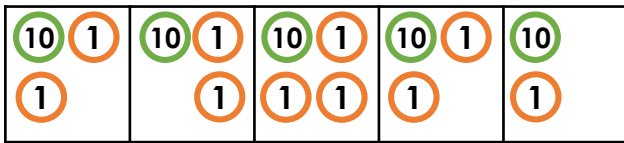
10b. Solve the problem below.

Find $\frac{1}{3}$ of 63 by partitioning the tens and ones.



VF

11a. Complete the bar model and fill in the calculation represented below.

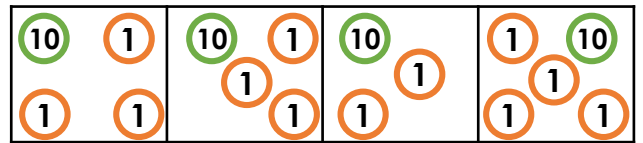


$\frac{1}{\square}$ of 65 = \square



VF

11b. Complete the bar model and fill in the calculation represented below.



$\frac{1}{\square}$ of 56 = \square



VF

12a. Find $\frac{1}{5}$ of 75 using place value counters.



VF

12b. Find $\frac{1}{4}$ of 64 using place value counters.



VF

Varied Fluency
Fractions of an Amount 1

Developing

- 1a. 6
- 2a. 2
- 3a. 5; 2
- 4a. 5

Expected

- 5a. 12
- 6a. 4
- 7a. 5; 11
- 8a. 12

Greater Depth

- 9a. 80
- 10a. 12
- 11a. 13 in each group – 5; 13
- 12a. 15

Varied Fluency
Fractions of an Amount 1

Developing

- 1b. 10
- 2b. 2
- 3b. 5; 3
- 4b. 4

Expected

- 5b. 20
- 6b. 3
- 7b. 8; 2
- 8b. 9

Greater Depth

- 9b. 48
- 10b. 21
- 11b. 14 in each – 4; 14
- 12b. 16